

# 5500 SERIES WHEEL CHOCKS FOR ALL INDUSTRIAL APPLICATIONS

## WHEEL CHOCK USER GUIDELINES

Wheel chocks are effective holding devices, but only when used properly. Namely, chocks must be used in pairs and positioned downhill and below the vehicles center of gravity. This could mean chocking in front of the front wheels if the vehicle is disabled while traveling down a grade or the back of the rear wheels if the vehicle is disabled while traveling up a grade. This could also mean chocking the front and back of one wheel if the direction of the grade cannot be determined or even using multiple pairs of chocks in severe conditions. Although these are generally accepted chocking procedures, it is the decision of each individual end user to make the final determination about chocking.

Various combinations of chocking procedures should be evaluated and tested under various situations and conditions.

Wheel chocks should be used not only when a vehicle becomes disabled on a grade, but also during maintenance and any time the vehicle is left unattended.

Chocks must also be positioned snugly and squarely against the center of the tire tread. Improper positioning decreases the wheel chock's effectiveness. Chocks should be used only after the parking brake is applied and tested.

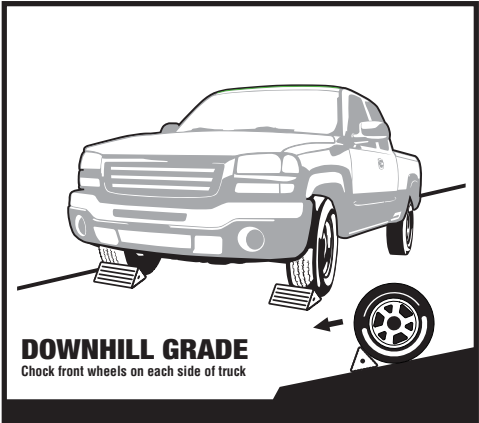

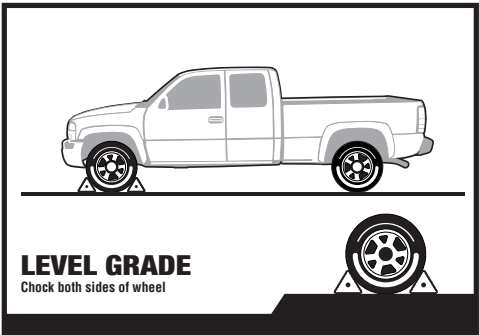
**OSHA SPECIFIES**  
1910.178 (k) Trucks and railroad cars. (1) the brakes of highway trucks shall be set and wheel chocks placed under the rear wheels to prevent the trucks from rolling while they are boarded with powered industrial trucks.

## WARNING!

*Individual end user testing required to ensure proper chock selection and application*


- Improper use may result in product failure
- Select wheel chock according to vehicle type and size
- Always use in pairs and on firm surfaces
- Multiple pairs may be required in extreme conditions
- Chock in direction of grade
- Chock both sides of wheel if direction of grade is undetermined
- Use only after parking brake is applied and tested
- Center chocks snugly and squarely against tread of each wheel
- Always test chocks to insure they meet requirements
- Do not drive over wheel chocks

**These guidelines are for land vehicle use only - NOT for aircraft!**



[www.checkersindustrial.com](http://www.checkersindustrial.com)

#ZIS-WRB5500  
Ver: 9/09



# 5500 SERIES WHEEL CHOCKS FOR ALL INDUSTRIAL APPLICATIONS

## WHEEL CHOCK USER GUIDELINES

There are many considerations that must be taken into account before implementing chocking procedures. If wheel chocks are expected to hold on a specific grade, then all of the variables that may affect the chock's performance must be taken into account:

- A. Tire size
- B. Tire Type (Pneumatic, Radial, Bias-Ply, Solid Rubber, etc.)
- C. Gross vehicle weight
- D. Varying tire pressures that naturally occur with changes in the environment
- E. Type and condition of road surface (i.e. asphalt, gravel, dirt, firm, soft, wet, dry, icy, etc.)

You cannot simply test a pair of chocks with a specific vehicle and payload, and broadly assume that the chocks will hold the same vehicle on the same grade every time. Countless combinations of conditions exist and this must be considered when selecting the most appropriate wheel chock for each application. Complete and thorough testing must be completed to ensure that specific wheel chocks will meet your specific chocking requirements.

A variety of chocks should be tested to determine the best chock for your particular application.

## WARRANTY AND LIABILITY

**LIMITED WARRANTY:** Checkers guarantees the products it manufactures or sells against defects in workmanship and material for a period of one (1) year from the date of shipment or date of invoice, whichever is later. The product must be used, maintained and installed according to the instructions and procedures provided, or this warranty is void. Any alteration or modification of the product will also void this warranty. **CHECKERS' OBLIGATION UNDER THIS WARRANTY IS LIMITED TO THE REPAIR OR REPLACEMENT OF DEFECTIVE PRODUCTS.** No other warranty or remedy shall be provided. This warranty specifically does not guarantee or cover payment or reimbursement of any damages or consequential damages beyond the above.

Any claim under this warranty must be made in writing within twelve (12) months of the date of shipment or the date of invoice, whichever is later. All products returned to Checkers under this warranty must be prepaid. If it is determined that the product is defective in material and /or workmanship the repair or replacement will occur, at Checkers' option, at no charge and return freight prepaid by Checkers. All other return of product to the owner shall be at the owner's expense.

**CHECKERS AND ITS AUTHORIZED AGENTS, EMPLOYEES AND REPRESENTATIVES SPECIFICALLY AND EXPRESSLY DISCLAIM ANY AND ALL OTHER WARRANTIES, INCLUDING THE WARRANTY OF FITNESS FOR A PARTICULAR PURPOSE AND/OR ANY WARRANTY OF MERCHANTABILITY WHICH MIGHT OTHERWISE BE APPLICABLE UNDER ANY STATE OR FEDERAL LAW.**

**LIMITED LIABILITY OF CHECKERS:** Checkers and its authorized agents, distributors and representatives *do not guarantee* the performance of any Checkers product in the customer's use as the manufacturer is unable to assure proper use by the customer. Proper use by the customer is necessary for the effectiveness of the product, as well as the safety of those using same. The user is solely responsible to determine the suitability of any Checkers product for any intended use. The user assumes all risk and liability for use of any Checkers product.

User specifically acknowledges receipt of proper instructions regarding the use of the product in the original packaging and disclaims any consequential damages to person or property, damages for loss of use, lost time, loss of profit, lost income, loss of the Checkers' product itself and/or other incidental or consequential damages other than as warranted by Checkers limited warranty. User accepts the responsibility of removing from service any product that becomes worn out, unusable, unfit for intended use or defective in any way such as to make the product a potential safety hazard. Checkers is unable to undertake such obligations or responsibilities on behalf of the user as the user is in sole possession and control of the product.

© 2009 Checkers Industrial Safety Products, Inc.

**CHECKERS®**  
INDUSTRIAL SAFETY PRODUCTS, INC.

#ZIS-WRB5500  
Ver: 9/09

[www.checkersindustrial.com](http://www.checkersindustrial.com)

620 COMPTON ST • BROOMFIELD, CO 80020 • PH: 720-890-1187 • FAX: 720-890-1191 • TOLL FREE: 800-438-9336