


# Cable Anchor - Trunk



BA0020



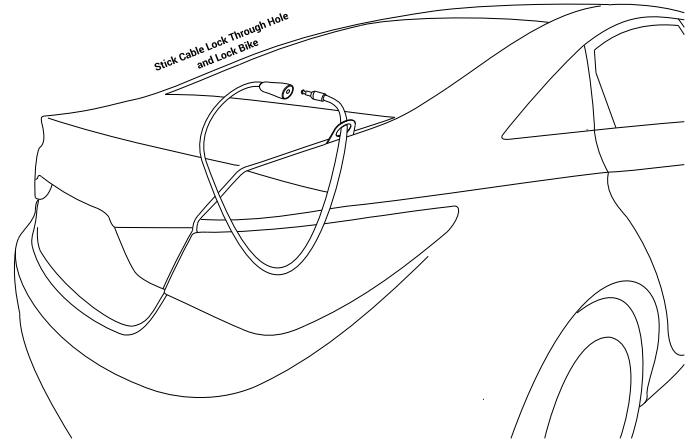
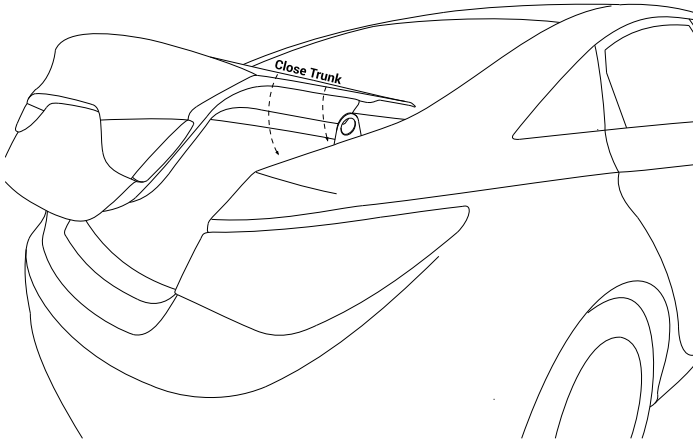
SeaSucker, LLC  
Bradenton, Florida

[www.seasucker.com](http://www.seasucker.com)

## Instructions:

1. Open your trunk/hatchback.
2. Place the Cable Anchor in the gap between the trunk/hatchback and the car.
3. Close your trunk or hatchback so that the Cable Anchor's hole extends out of the seam between the your truck/hatchback and the body of the car.
4. Pass a cable lock through the Cable Anchor's hole to secure your bike or rack to your car.

**GENTLY CLOSE YOUR TRUNK/HATCHBACK TO DETERMINE IF THE CABLE ANCHOR'S ANCHOR BAR WILL FIT IN THE GAP WHEN INSTALLED.**



## Warranty and Returns:

SeaSucker offers a lifetime, non-transferable warranty covering defects in materials and workmanship. Defective products can be returned to SeaSucker for replacement or repair (at SeaSucker's option). Warranty claims must be accompanied by a sales receipt or other proof of purchase document. The cost of transportation to and from SeaSucker for the repair or replacement of any defective part or accessory is not covered by this warranty and is to be paid by the owner. This warranty does not apply to damage or failure resulting from normal use, routine wear and tear, lack of maintenance, user error, alteration of the product, accidents, abuse, or neglect. This warranty is given in lieu of all other written or oral warranties, express or implied, including without limitation implied warranties of merchantability and fitness for a particular purpose, and are limited to the duration and specifications of this warranty. SeaSucker's liability for any damages relating to any allegedly defective product, whether arising from the use or the inability to use the product and whether claimed under tort, contract or any other legal theory, shall be limited to the actual price paid for such product and shall in no event include loss of use, loss of time, incidental, consequential, special, or indirect damages of any kind, even if SeaSucker is aware of the possibility of such damages, to the full extent as such may be disclaimed by law.

Products returned to SeaSucker that are determined by SeaSucker (in our sole discretion) to be free of defects or that are no longer within the warranty period may still be repaired or replaced at your expense. Replacement parts, including vacuum pads, pumps, and hardware, can be found on-line in the Replacement Parts section at [www.SeaSucker.com](http://www.SeaSucker.com). See [www.SeaSucker.com](http://www.SeaSucker.com) for product return instructions and more information.


# Cable Anchor - Trunk



BA0020

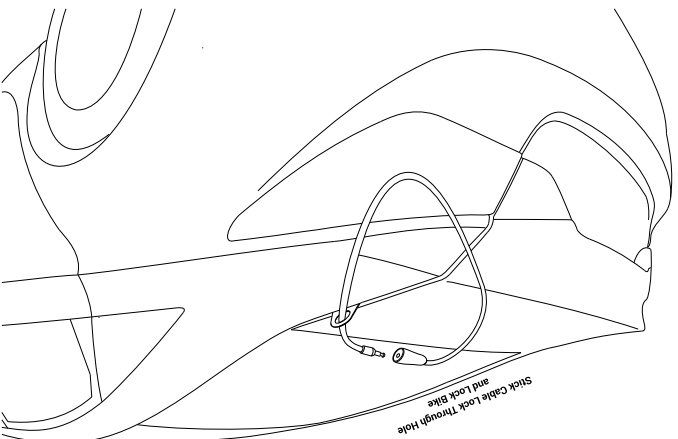
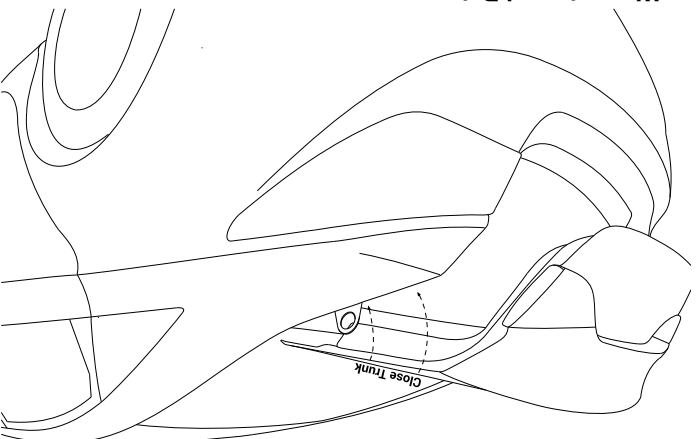
SeaSucker, LLC  
Bradenton, Florida

[www.seasucker.com](http://www.seasucker.com)



## Warranty and Returns:

SeaSucker offers a lifetime, non-transferable warranty covering defects in materials and workmanship. Defective products can be returned to SeaSucker for replacement or repair (at SeaSucker's option). Warranty claims must be accompanied by a sales receipt or other proof of purchase document. The cost of transportation to and from SeaSucker for the repair or replacement of any defective part or accessory is not covered by this warranty and is to be paid by the owner. This warranty does not apply to damage or failure resulting from normal use, routine wear and tear, lack of maintenance, user error, alteration of the product, accidents, abuse, or neglect. This warranty is given in lieu of all other written or oral warranties, express or implied, including without limitation implied warranties of merchantability and fitness for a particular purpose, and are limited to the duration and specifications of this warranty. SeaSucker's liability for any damages relating to any allegedly defective product, whether arising from the use or the inability to use the product and whether claimed under tort, contract or any other legal theory, shall be limited to the actual price paid for such product and shall in no event include loss of use, loss of time, incidental, consequential, special, or indirect damages of any kind, even if SeaSucker is aware of the possibility of such damages, to the full extent as such may be disclaimed by law. Products returned to SeaSucker that are determined by SeaSucker (in our sole discretion) to be free of defects or that are no longer within the warranty period may still be repaired or replaced at your expense. Replacement parts, including vacuum pads, pumps, and hardware, can be found on-line in the Replacement Parts section at [www.seasucker.com](http://www.seasucker.com). See [www.seasucker.com](http://www.seasucker.com) for product return instructions and more information.



## Instructions:

1. Open your trunk/hatchback.
2. Place the Cable Anchor in the gap between the trunk/hatchback and the car.
3. Close your trunk or hatchback so that the Cable Anchor's hole extends out of the seam between the your trunk/hatchback and the body of the car.
4. Pass a cable lock through the Cable Anchor's hole to secure your bike or rack to your car.

**GENTLY CLOSE YOUR TRUNK/HATCHBACK TO DETERMINE IF THE CABLE ANCHOR'S ANCHOR BAR WILL FIT IN THE GAP WHEN INSTALLED.**