




Parts



Part	Description	Quantity
A	Foot	4
B	Foot Pad	4
C	End Cap	4
D	Tie Strap	2
E	Clamp Strap	2

Part	Description	Quantity
F	Bolt	4
G	Lock Nut	4
H	Carrier Bar	2
I	Telescope Bar*	2


*For Model TRCB-4460-U only

Assembly


Step 1. Place a protective foot pad on the bottom of each foot.



Step 2. Tap the end caps onto the carrier bar.




Step 3. Slide a tie strap loop-end first over one end of the roof bar and a clamp strap over the other end. These straps will join together inside the vehicle.



Step 4. Bolt each foot pad to the roof bars and pull strap until loop slides up against the foot.




Please Note: The telescoping model TRCB-4460-U requires the telescope bar and carrier bar to be bolted together in the center at a desired telescope length.



Installation

Step 1. Ensure the vehicle roof is free of debris and position the bar carrier aligned with the doors. **Please Note:** The roof bar foot pads must be placed on the outside edges of the vehicle roof in order to safely support a 150 lb capacity.





Step 2. Run each strap inside the vehicle doors and connect them together with the gator clip.

Important: In some vehicles, this strap will apply pressure to the door weather seal, which may cause gaps allowing water to enter the vehicle. Please check the effect these straps have on the door weather seal and exercise caution when using the roof bars while driving in the rain.

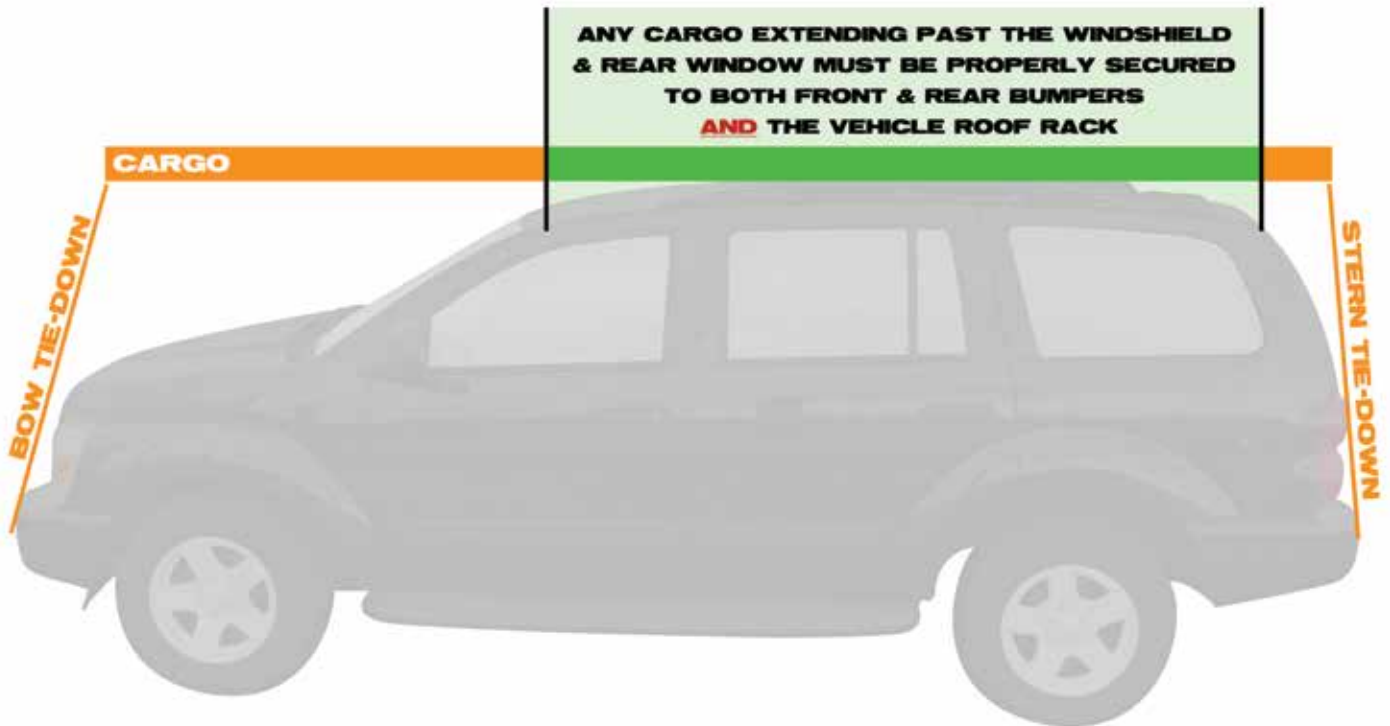


Step 3. For driver safety, be sure to secure any excess strap with the provided Velcro strap tie.



How to Properly Tie Down Roof Cargo

To prevent damage to the vehicle and/or cargo, as well as overcome updraft concerns, it is absolutely imperative to tie down the cargo extending past the vehicle windshield and rear window. A bow tie-down strap is designed to properly secure cargo to the front vehicle bumper undercarriage. The front strap counteracts air updraft forces, preventing cargo from flying upward or off the vehicle during travel. To balance the roof cargo load, a stern tie-down strap is also required, which connects the cargo to the rear bumper undercarriage.



Important Safety Precautions:

- Ensure cargo stored on a vehicle roof does not obstruct driver viewing through the windshield or rear view mirror
- Do not transport any cargo wider than the vehicle roof
- Tie-down longer cargo with a bow and stern strap
- Attach bow and stern straps to a solid tie-down point; do not hook to plastic or flimsy bumpers
- Secure roof cargo to the roof rack and side rails
- Check all tie-down connections periodically on travel stops
- Use a cargo net to tie-down all small or loose articles stored on a roof rack

General Guidelines ⚠

- It is the user's responsibility to read and follow all instructions.
- Keep these instructions with the product at all times and review before each use.
- It is the responsibility of this product's owner to furnish the instructions to any person that borrows or purchases the product.
- Inspect the product before use to ensure it is assembled properly and all parts are in safe working order and free of defects.
- Never modify this product in any way.
- All circumstances cannot be addressed in these instructions. Please use common sense and practice general safety measures when using this product.
- Parts and/or instructions are subject to change without notice.

Product Warranty and Liability

GENERAL PRODUCT WARRANTY: Products purchased from the Authorized Dealer (original place of purchase) or Merchant ("Dealer") will be free of defects in material and workmanship at the time of receipt, and will meet the specifications stated at the place of purchase transaction or online at the Dealer's website, under normal use and service when correctly installed, operated and maintained. This product warranty is effective for the period of time stated below, unless otherwise stated in the product instructions or depicted in the product advertisement. **All Authorized Dealer warranties are NON-TRANSFERABLE** and cover only the original end purchaser. This limited warranty does not cover products purchased through non-authorized dealers. Non-authorized dealer receipts are not accepted for warranty verification.

*****Warranty claims must be made directly to the original place of purchase.*****

WARRANTY PERIOD: This warranty remains in force for one year from the date of the product's accepted delivery. The Authorized Dealer offers a one year manufacturer's warranty for most products unless otherwise specified on the product advertisement.

WARRANTY SERVICE: The Authorized Dealer will replace any defective or malfunctioning part at no charge, including payment of the shipping costs of parts or replacement product to and from the manufacturer. The purchaser is responsible for labor charges. If the product does not meet specifications as depicted in the advertisement, the Authorized Dealer will refund the full purchase price of the product.

Questions regarding the warranty on a specific product and warranty claims should be directed to the Authorized Dealer with whom the purchase transaction was made.

WARRANTY LIMITATIONS: The above warranty does not apply to products that are repaired, modified or altered by any party other than the Authorized Dealer; are subjected to unusual physical stress or conditions (such as overloaded ramps or corrosion), natural disaster, governmental actions, wars, strikes, labor disputes, riots, theft, vandalism, terrorism or any reason beyond reasonable control; are damaged due to improper installation, misuse, abuse, accident or negligence in use, storage, transportation or handling, or tampering; or to products that are considered consumable items or items requiring repair or replacement due to normal wear and tear.

Product should be inspected prior to signing for delivery. Product damage incurred during shipping, unless noted on the Bill of Lading at the time of delivery, renders this warranty void.

LIMITED LIABILITY: In no event shall THE AUTHORIZED DEALER be liable to the purchaser or any third party for any indirect, incidental, consequential, special, exemplary or punitive damages arising out of the use of the product, including, without limitation, property damage, loss of value of the product or any third party products that are used in or with the product, or loss of use of the product or any third party products that are used in or with the product.

