




General Guidelines

- It is the user's responsibility to read and follow all instructions.
- Keep these instructions with the product at all times and review before each use.
- It is the responsibility of this product's owner to furnish the instructions to any person that borrows or purchases the product.
- Inspect the product before use to ensure it is assembled properly and all parts are in safe working order and free of defects.
- Never modify this product in any way.
- All circumstances cannot be addressed in these instructions. Please use common sense and practice general safety measures when using this product.
- Parts and/or instructions are subject to change without notice.

Parts

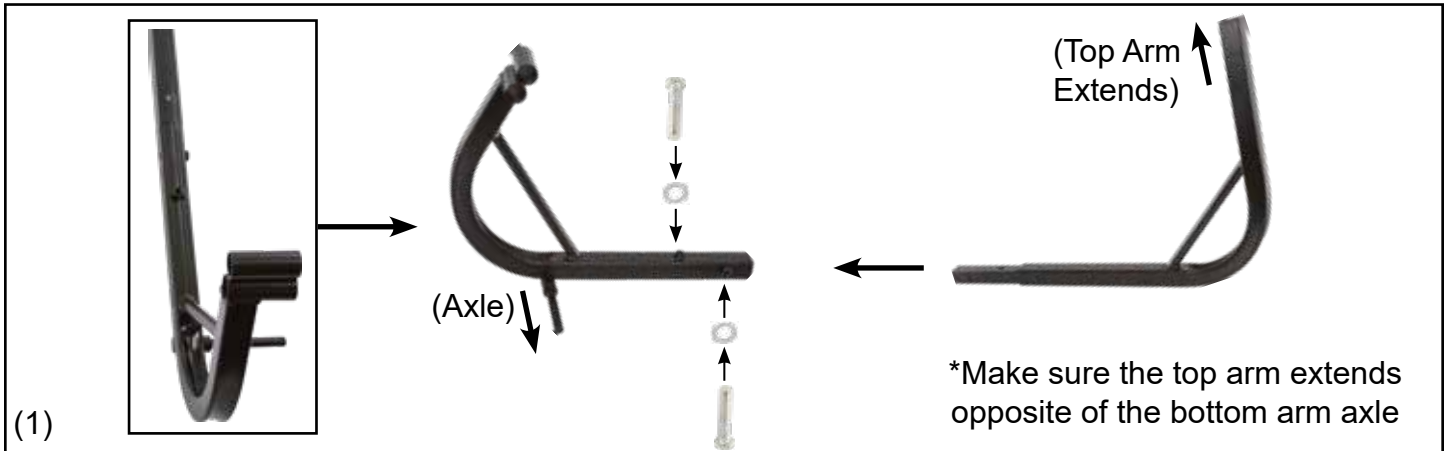


Part	Description	Quantity
A	M10x50 Bolt (use 14mm wrench)	4
B	M10x22 Bolt (use 14mm wrench)	2
C	Axle Washer	4
D	Tire Washer	2
E	Small Washer	6
F	60mm Cotter Pin	4
G	40mm Cotter Pin	2

Part	Description	Quantity
H	Tire	2
I	Axle Rod	2
J	Hook Strap	1
K	Rubber Lifting Pad	2
L	Handle	1
M	Top Arm Extension	2
N	Bottom Arm	2

Assembly

Step 1. Connect one top arm extension (M) to a bottom arm (N). Line up the holes and install one M10x50 bolt (A) with one small washer (E) per hole. Repeat with the other arms.



Step 2. Install both arm sections to the handle (L). Insert the two M10x22 bolts (B) and two small washers (E) into the holes on the handle (L). Tighten securely.



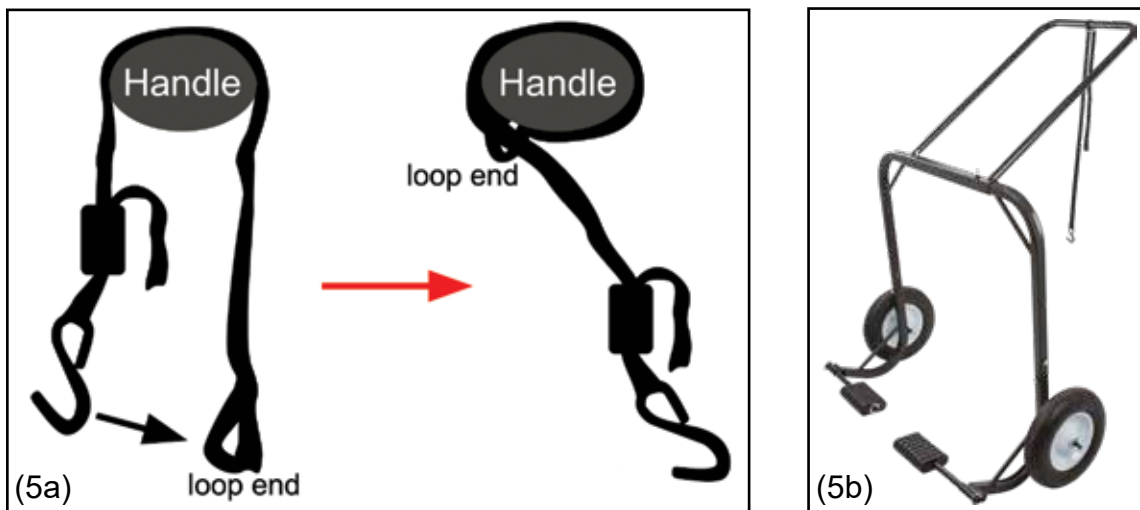
Step 3. Slide a rubber lift pad (K) over an axle rod (I). Install the axle rod to the bottom guide hole of an arm section. Secure the rod and pad in place with one axle washer (C) and one 60mm cotter pin (F) on each end of the axle rod. Repeat with the other side.



Step 4. Install each tire (H) to the axle using one tire washer (D) and one 40mm cotter pin (G) on the outside of each tire.



Step 5. Loop the hook strap (J) around the handle (L). Slide the J-hook end through the loop end. Adjust the strap length with the cam buckle.



Use

From the rear of the snowmobile, wheel the dolly under the snowmobile until the rubber lift pads are under the snowmobile frame. The lift pads may be adjusted if needed. Loop the hook strap around the rear bumper rail. Push down on the handle to lift up the snowmobile and carefully move it where needed.



Product Warranty and Liability

GENERAL PRODUCT WARRANTY: Products purchased from the Authorized Dealer (original place of purchase) or Merchant (“Dealer”) will be free of defects in material and workmanship at the time of receipt, and will meet the specifications stated at the place of purchase transaction or online at the Dealer’s website, under normal use and service when correctly installed, operated and maintained. This product warranty is effective for the period of time stated below, unless otherwise stated in the product instructions or depicted in the product advertisement. **All Authorized Dealer warranties are NON-TRANSFERABLE** and cover only the original end purchaser. This limited warranty does not cover products purchased through non-authorized dealers. Non-authorized dealer receipts are not accepted for warranty verification.

*****Warranty claims must be made directly to the original place of purchase.*****

WARRANTY PERIOD: This warranty remains in force for one year from the date of the product’s accepted delivery. The Authorized Dealer offers a one year manufacturer’s warranty for most products unless otherwise specified on the product advertisement.

WARRANTY SERVICE: The Authorized Dealer will replace any defective or malfunctioning part at no charge, including payment of the shipping costs of parts or replacement product to and from the manufacturer. The purchaser is responsible for labor charges. If the product does not meet specifications as depicted in the advertisement, the Authorized Dealer will refund the full purchase price of the product.

Questions regarding the warranty on a specific product and warranty claims should be directed to the Authorized Dealer with whom the purchase transaction was made.

WARRANTY LIMITATIONS: The above warranty does not apply to products that are repaired, modified or altered by any party other than the Authorized Dealer; are subjected to unusual physical stress or conditions (such as overloaded ramps or corrosion), natural disaster, governmental actions, wars, strikes, labor disputes, riots, theft, vandalism, terrorism or any reason beyond reasonable control; are damaged due to improper installation, misuse, abuse, accident or negligence in use, storage, transportation or handling, or tampering; or to products that are considered consumable items or items requiring repair or replacement due to normal wear and tear.

Product should be inspected prior to signing for delivery. Product damage incurred during shipping, unless noted on the Bill of Lading at the time of delivery, renders this warranty void.

LIMITED LIABILITY: In no event shall THE AUTHORIZED DEALER be liable to the purchaser or any third party for any indirect, incidental, consequential, special, exemplary or punitive damages arising out of the use of the product, including, without limitation, property damage, loss of value of the product or any third party products that are used in or with the product, or loss of use of the product or any third party products that are used in or with the product.

