



General Guidelines

- It is the user's responsibility to read and follow all instructions.
- Keep these instructions with the product at all times and review before each use.
- It is the responsibility of this product's owner to furnish the instructions to any person that borrows or purchases the product.
- Inspect the product before use to ensure it is assembled properly and all parts are in safe working order and free of defects.
- Never modify this product in any way.
- All circumstances cannot be addressed in these instructions. Please use common sense and practice general safety measures when using this product.
- Parts and/or instructions are subject to change without notice.

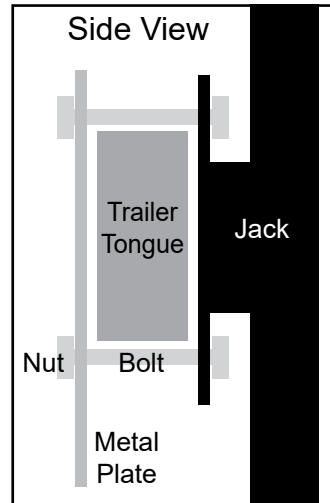

Safety

- Never exceed the 1000 lb. weight capacity.
- The trailer tongue jack is designed to mount to rectangular trailer tongues up to 3"W x 5"H.
- Only use on a flat, level, hard surface capable of supporting the load.
- Stay out from under the trailer tongue at all times.
- Keep hands, feet, and loose clothing away from moving parts.
- Always use caution when using the trailer tongue jack to move a trailer. Losing control of the trailer due to uneven surfaces or failure to observe safety precautions can result in serious injury and/or property damage.
- When installing or adjusting the trailer tongue jack, always chock the trailer wheels to prevent it from moving.
- Before towing the trailer, make sure the trailer tongue jack is locked in the horizontal position, off the ground.
- Never climb on any trailer supported by the trailer tongue jack.
- Keep out of reach of children.
- Before each use, make sure all hardware is properly tightened and all parts are in safe working order.
- Use an assistant or spotter to assist with handling the trailer.

Installation

Make sure:

- The jack fits properly on the trailer tongue
- It is placed near the coupler
- There is enough room on either side of the mounting location to allow the jack to swing into the horizontal position
- The jack will not cause any interference with the trailer or vehicle
- All hardware is securely tightened before use



Use

Important!


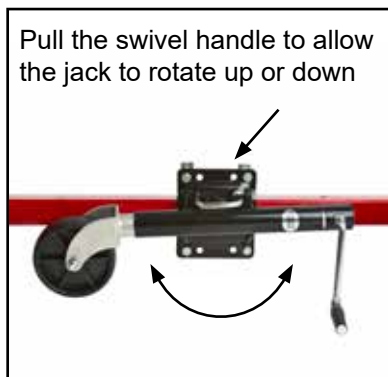
- Before adjusting the trailer tongue jack, chock the trailer wheels to prevent it from rolling. Have a spotter available to help handle the trailer. Use an assistant if the trailer tongue is too heavy.
- Always use caution to keep hands and feet away from moving parts and from under the trailer and trailer tongue.
- Make sure the jack is locked in the vertical position before use and locked in the horizontal position when not in use.

Dismounting the Trailer

1. With trailer wheels chocked, pull the swivel handle to release the jack, then rotate it to the vertical position. Make sure it is locked in place.
2. Rotate the jack handle, extending the jack enough for the coupler to clear the trailer hitch.
3. Make sure all electrical connections, safety chains, or other connections are disconnected before moving the trailer. Remove the wheels chocks and carefully move the trailer with an assistant.

Mounting the Trailer

1. Align the trailer coupler with the vehicle hitch. Rotate the jack handle so that the coupler is lowered onto the hitch.
2. Pull out the swivel handle to rotate the jack to the horizontal position. Make sure it locks in place.
3. Make sure all appropriate connections (safety chains, electrical, etc.) are in place before travel.



Product Warranty and Liability

GENERAL PRODUCT WARRANTY: Products purchased from the Authorized Dealer (original place of purchase) or Merchant (“Dealer”) will be free of defects in material and workmanship at the time of receipt, and will meet the specifications stated at the place of purchase transaction or online at the Dealer’s website, under normal use and service when correctly installed, operated and maintained. This product warranty is effective for the period of time stated below, unless otherwise stated in the product instructions or depicted in the product advertisement. **All Authorized Dealer warranties are NON-TRANSFERABLE** and cover only the original end purchaser. This limited warranty does not cover products purchased through non-authorized dealers. Non-authorized dealer receipts are not accepted for warranty verification.

*****Warranty claims must be made directly to the original place of purchase.*****

WARRANTY PERIOD: This warranty remains in force for one year from the date of the product’s accepted delivery. The Authorized Dealer offers a one year manufacturer’s warranty for most products unless otherwise specified on the product advertisement.

WARRANTY SERVICE: The Authorized Dealer will replace any defective or malfunctioning part at no charge, including payment of the shipping costs of parts or replacement product to and from the manufacturer. The purchaser is responsible for labor charges. If the product does not meet specifications as depicted in the advertisement, the Authorized Dealer will refund the full purchase price of the product.

Questions regarding the warranty on a specific product and warranty claims should be directed to the Authorized Dealer with whom the purchase transaction was made.

WARRANTY LIMITATIONS: The above warranty does not apply to products that are repaired, modified or altered by any party other than the Authorized Dealer; are subjected to unusual physical stress or conditions (such as overloaded ramps or corrosion), natural disaster, governmental actions, wars, strikes, labor disputes, riots, theft, vandalism, terrorism or any reason beyond reasonable control; are damaged due to improper installation, misuse, abuse, accident or negligence in use, storage, transportation or handling, or tampering; or to products that are considered consumable items or items requiring repair or replacement due to normal wear and tear.

Product should be inspected prior to signing for delivery. Product damage incurred during shipping, unless noted on the Bill of Lading at the time of delivery, renders this warranty void.

LIMITED LIABILITY: In no event shall THE AUTHORIZED DEALER be liable to the purchaser or any third party for any indirect, incidental, consequential, special, exemplary or punitive damages arising out of the use of the product, including, without limitation, property damage, loss of value of the product or any third party products that are used in or with the product, or loss of use of the product or any third party products that are used in or with the product.

