




# Assembly Instructions




1. Remove the stroller from the carton




2. Unfold stroller find belly bar



3. Fastening the straps



4. Zipper close



5. Slide the back wheel assembly onto the back  
Leg and push until it lock in the place



6. Slide the front wheel assembly onto the front  
Leg and push until it lock in the place